

# Modular Office Furniture Catalogue 2020



D 401, Europa, Casabella Gold, Palava, Dombivali, Thane – 421204.

Website: [www.reveilleindia.com](http://www.reveilleindia.com)

Phone: +91-9987590307

email: [contact@reveilleindia.com](mailto:contact@reveilleindia.com)

Dear Customer,

We offer the best quality of office furniture available in today's market. From contemporary to traditional, functional to luxurious, we've got the answer to all your furnishing needs, no matter what your budget will allow. Our product range is captured in this catalogue. On each page, you'll find exactly what we have in stock and the corresponding colour and finish. Also, If you see something you like, but want it in a different size, colour or finish, just give us a call and we'll be glad to customize it for you. We appreciate your interest, and look forward to helping you make your office everything you want it to be.

## Linear



Single Linear



2 Person back to back



2 Person Linear



4 Person back to back

## Curvilinear



T Type



Plus Type



C Type



120° Type

## Executive Desk L-Shaped: EDLS01

Rich in styling and superior in construction, this series offers an intelligent solution to any workstation need. Available in a wide range of components and sizes, it can be easily pieced together to create the configuration that best suits your needs. Attention to detail in design, quality of hardware, and use of premium grade laminate work surfaces ensure years of trouble free use. Available in Classic Walnut, White and Newport Gray laminate finishes.



Without storage



### Dimensions :

MT 1500mm (W) X 700mm (D) x 750mm (H) (Main table)  
RT 900mm (W) X 450mm (D) x 750mm (H) (Return table)

\* Return table can be used either on the LHS or RHS 3

## Single Seater Linear Non Sharing Workstation: WSLN01

Simple, Contemporary, Affordable. Features include heavy duty steel frame and your choice of Classic Walnut, White and Newport Gray laminate finishes.

Every table top is provided with two 65mm grommet entry points for electric and data, which could be drawn from either wall socket or the floor trench.

Every workstation is fitted with an open metal tray 380mm (L) to accommodate any loose wires.



Grommet



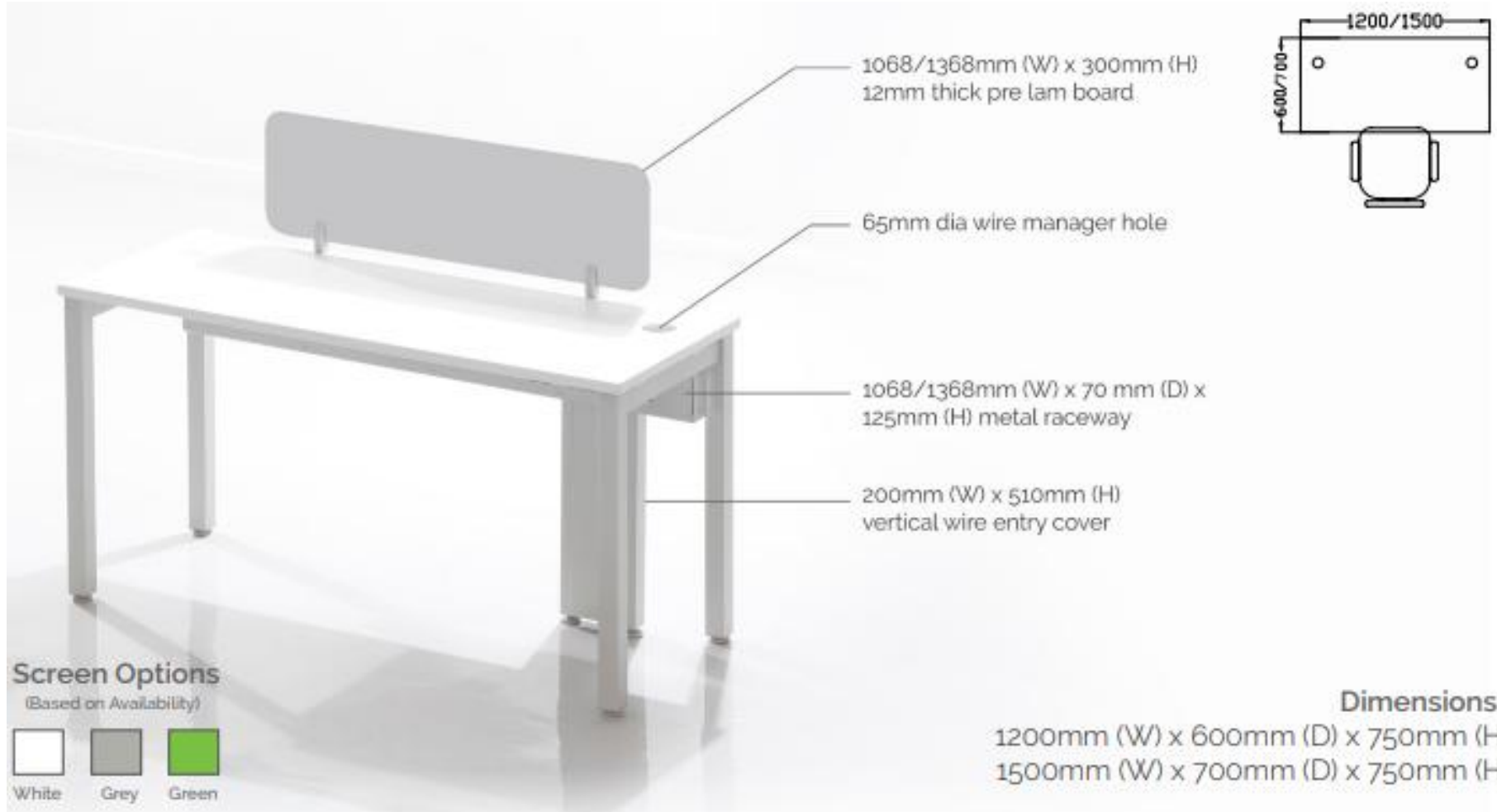
Tray



Dimensions :

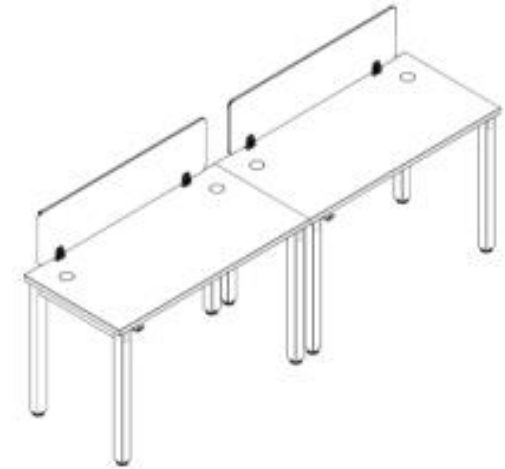
1200 mm (W) x 600 mm (D) x 750mm (H)  
1500 mm (W) x 700 mm (D) x 750mm (H)

## Technical Specifications



## Two Seater Linear Non Sharing Workstation: WTLN01

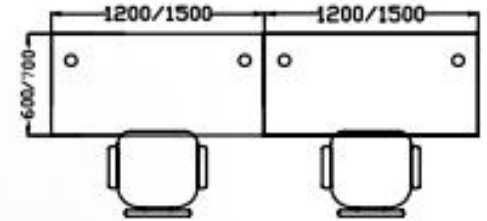
Extending the Single Seater series, the Two seater, linear, non sharing workstation series is contemporary and space efficient. It is ideal for multi-cubicle workstations layout.



### Dimensions :

2400 mm (W) x 600 mm (D) x 750mm (H)  
3000 mm (W) x 700 mm (D) x 750mm (H)

## Technical Specifications



**Dimensions :**  
2400mm (W) x 600mm (D) x 750mm (H)  
3000mm (W) x 700mm (D) x 750mm (H)

## Two Seater Sharing Workstation: WTSS01

Building on our liner workstation series, the Sharing Workstation series allows you to optimize seating for your employees based on available space and dimensions of available area.

Careful attention is given by us to ensure separation of work area and wire management to provide sufficient privacy to employees sharing the workstation.

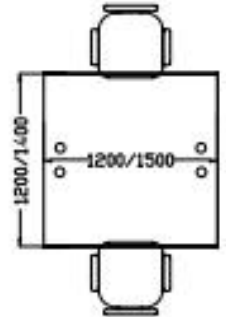


### Dimensions :

1200 mm (W) x 1205 mm (D) x 750mm (H)  
1500 mm (W) x 1405 mm (D) x 750mm (H)



## Technical Specifications



### Dimensions :

1200mm (W) x 1205mm (D) x 750mm (H)  
1500mm (W) x 1405mm (D) x 750mm (H)

### Wire Management :

- > The workstation comes with a built in metal raceway (125mm x 70mm) with standard grommet (Roma 6 Module) to accomodate both electric and data wiring.
- > A 65mm dia grommet on the table top allows easy access for all your wiring needs.
- > Optional is a vertical wire entry raceway to allow easy access from any floor trenching

## Four Seater Sharing Workstation: WFSS01

Get them close, get them to collaborate, get them to share ideas and enable them to work better together.

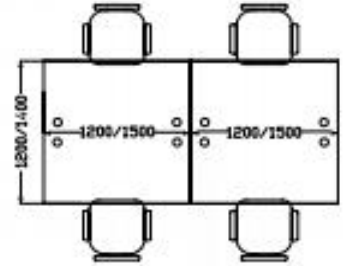
Our Four Seater Sharing Workstation series is optimized, economical and allows perfect utilization of available space to create a great co-working space.



Dimensions :

2400 mm (W) x 1205 mm (D) x 750mm (H)  
3000 mm (W) x 1405 mm (D) x 750mm (H)

## Technical Specifications



**Dimensions :**  
2400mm (W) x 1200mm (D) x 750mm (H)  
3000mm (W) x 1400mm (D) x 750mm (H)

## Conference Table: LTCT01

Attractive and durable laminate surfaces with heavy duty metal frame and best quality fit and finish make these conference tables perfect for any application.

Our products come with attractive options in laminate, enduring quality and beauty as well as fantastic value.



Dimensions: 1500mm (W) X 900mm (D) x 750mm (H)



1500mm (W) X 900mm (D) x 750mm (H)  
4 - 6 seater meeting table



3000mm (W) X 900mm (D) x 750mm (H)  
10 - 12 seater meeting table

## Three Level Storage Unit with Shutter: SSTL01

Elegant design standard size Storage Unit with 3 compartments and 2 shutters. Ideal for shared workstation areas with large storage needs. You can select either a number lock or a standard lock and key for security. Durable frame and high quality material ensure you get the best value for your investment.



### Storage with shutter

With three compartments and number lock



#### Dimensions :

750 mm (W) x 450 mm (D) x 1200 mm (H)

## Three Level Open Storage Unit: SOTL01

We also provide an Open Storage Unit with 3 compartments . Ideal for shared workstation areas with large storage needs.



### Open Storage

With three compartments



**Dimensions :**

750 mm (W) x 450 mm (D) x 1200 mm (H)

## Mobile Pedestal: MPSS01

Ideal combination for our workstation series, the mobile pedestal is equipped with a drawer that has easy rolling ball-bearing suspension, comes with options of number lock and standard lock and key and a single shutter. Great build quality, long lasting and economical.



### Mobile Pedestal

One drawer with number lock and one shutter



Dimensions :

350 mm (W) x 400 mm (D) x 600 mm (H)

We at Reveille are passionate about comfortable environments that are designed to inspire and evoke confidence allowing you to work smarter and feel better.

At Reveille, we are always focussed on elegant and functional designs, excellence in service and a customer first attitude enabling us to deliver the best in class products and services to our esteemed customers.

Talk to Team Reveille. You will find that we have a genuine interest in this product space and a solid experience of successfully completing large workspace and retail space interior projects.

Thank you.

